

VOL. 3 - 2020

# THE BUCK™

DEEP FOUNDATIONS AND MARINE  
CONSTRUCTION ANNUAL RESOURCE

BUSINESS DIRECTORY

ARTICLES + GUIDES

SPECS



PUBLISHED ANNUALLY

BROUGHT TO YOU BY

**PILEBUCK™**  
INTERNATIONAL, INC.

**EQUIPMENT AND™**  
**CONTRACTING**  
HEAVY EQUIPMENT FOR HEAVY JOBS

# 2020



One option for repair of corroded steel sheet piles is installing new facing using corrosion-resistant materials like Fiber Reinforced Polymer or FRP. Photo submitted by QuakeWrap Inc/FRP Construction.



By Paul A. Thomas, PE, MBA, Senior Structural Engineer, QuakeWrap Inc., and Steve Delgado, Marketing Manager, QuakeWrap Inc.

# STEEL SHEET PILE REPAIR METHODS

Sheet piles are one of the most common types of earth retention structures. Steel sheet piles have been in existence for over 100 years, and the methods to repair them and written descriptions of those methods have been in existence almost as long.

This article, it is hoped, will be a reference document that addresses the basic components of steel sheet pile repair.

For clarity and the purpose of this article, seawalls are defined as shore-parallel structures designed to protect upland installations, such as houses, roads, port facilities or artificially filled land areas. The term “bulkhead,” while sometimes used interchangeably with seawall, in this case, will mean structures designed as docks, wharves, or boat landings.





Depending on conditions and environment, steel sheet piling can suffer from corrosion requiring immediate action for repair. Photo submitted by QuakeWrap Inc.

## HISTORY OF SHEET PILES

Steel sheet piling, also known as Larsen sheet piling, was originally developed in 1912 for use in the construction of piers, oil terminals, waste storage facilities, bridges, houses, buildings, dry docks, and other construction sites. This sheet piling remains popular today as a marine retaining wall. Segments with indented profiles (troughs) interlock to form a wall with alternating indents and outdents. The troughs increase resistance to bending, with segments typically made of steel or another metal.

Steel sheet piles have been widely used in construction as ground retaining structures and seepage barriers or bulkheads. Steel, as we all know, is susceptible to corrosion when in extended contact with the environment, so the first evaluation point for your repair should be the durability of your replacement sheet pile structures against corrosion.

## ADVANTAGES OF STEEL PILES

Steel sheet piling is the most widely used bulkhead material. The following are some of the advantages of steel piles:

- Steel piling can be driven into the foundation without extensive excavation. It can be driven into hard, dense soils and even soft rock.
- Steel sheet piles can be re-driven into foundation multiple times, which makes it easily suitable for temporary structural applications.
- Suitable for structures requiring deep soil penetration, large water depth, a free-standing bulkhead, or most combinations of these.
- The interlocking feature of the steel sheet pile sections provide a relatively sand- or soil-tight fit that generally precludes the need for filters. This close fit may also be essentially watertight, so regularly spaced drain holes are recommended. These and lifting

holes in the piling should be backed with a proper filter to preclude loss of backfill material.

- In a marine environment, the steel material is susceptible to corrosion, particularly in warm climates. The splash zone (between mean low water and the upper limit of wave contact) and areas near mud line are most vulnerable to corrosion. Protective coatings such as bitumen or Coal Tar Epoxy are recommended.

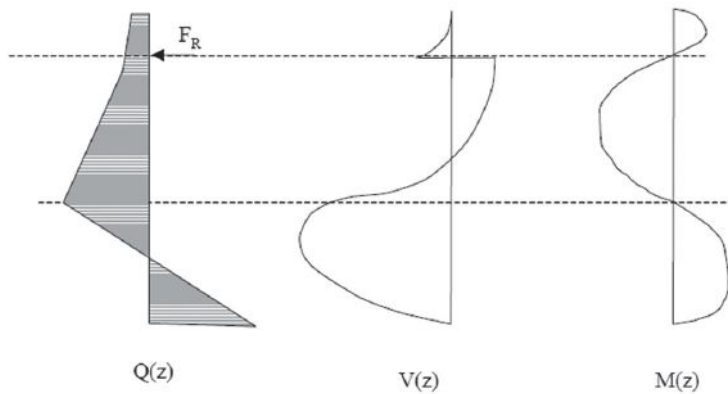
Recall that steel sheet piles are heavy and require heavy equipment for installation.

## REVIEW OF BASIC ENGINEERING CONCEPTS

Prior to deciding on any sheet pile repair method, it is prudent to understand the usual construction techniques of the sheet pile wall and the forces inherent in



Steel sheet pilings are popular in a variety of shallow water infrastructure, such as this residential seawall in Long Beach, Calif. Photo submitted by QuakeWrap Inc.



Reference 1: Force, shear and moment diagram on retention wall.

the design of the wall because any repair method used must account for these conditions.

Recall the basic shear and moment diagrams that are present for the typical sheet pile installation (see Reference 1). Of course, any repair will have to consider these criteria, both from the original installation and how these criteria may change due to the repair method.

#### BACKFILL AND DRAINAGE

Backfill in the anchor zone should be compacted to achieve the desired

resistance. Near the wall, however, the material should be sufficiently porous to allow adequate drainage. Drain holes should be tapped on the wall with adequate frequency. The location of the drain hole should be above the mean high-water line. If the material behind the wall contains fine soil, filter cloth might have to be installed to prevent excessive leaching of material.

For seawalls of inadequate elevation, it is advisable to install a drain field using pebbles or gravel. A hard surface made of reinforced concrete also could prove

to be effective against erosion caused by overtopping. Such hard surface must be constructed on an adequate and well-drained foundation to be effective.

#### ASSESSING CONDITION

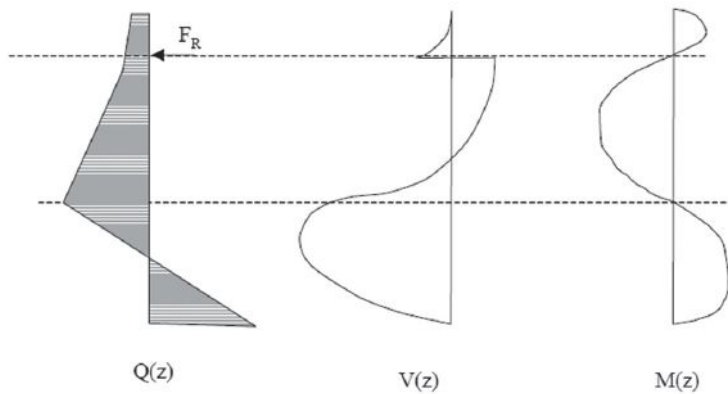
Recall the basic shear and moment diagrams that are present for the typical sheet pile installation (see Reference 1).

The following design considerations need to be addressed to properly assess the condition of a bulkhead:

- Topography: Elevations, grading, etc.
- Soil Properties: Unit weight of soil, clay vs. sand, etc.
- Embedment/Stability: Depth of bulkhead for stability
- Water Table: Differential water levels behind and in front of walls can introduce additional loading on the wall
- Exposure: Climate, saltwater vs. fresh water
- Material Properties: Strength and performance in the marine environment
- Surcharge: Live loads behind the wall such as vehicles
- Ice Loads: As with northern climates
- Prior Maintenance
- Changes in Use



Steel sheet pilings are popular in a variety of shallow water infrastructure, such as this residential seawall in Long Beach, Calif. Photo submitted by QuakeWrap Inc.



Reference 1: Force, shear and moment diagram on retention wall.

the design of the wall because any repair method used must account for these conditions.

Recall the basic shear and moment diagrams that are present for the typical sheet pile installation (see Reference 1). Of course, any repair will have to consider these criteria, both from the original installation and how these criteria may change due to the repair method.

#### BACKFILL AND DRAINAGE

Backfill in the anchor zone should be compacted to achieve the desired

resistance. Near the wall, however, the material should be sufficiently porous to allow adequate drainage. Drain holes should be tapped on the wall with adequate frequency. The location of the drain hole should be above the mean high-water line. If the material behind the wall contains fine soil, filter cloth might have to be installed to prevent excessive leaching of material.

For seawalls of inadequate elevation, it is advisable to install a drain field using pebbles or gravel. A hard surface made of reinforced concrete also could prove

to be effective against erosion caused by overtopping. Such hard surface must be constructed on an adequate and well-drained foundation to be effective.

#### ASSESSING CONDITION

Recall the basic shear and moment diagrams that are present for the typical sheet pile installation (see Reference 1).

The following design considerations need to be addressed to properly assess the condition of a bulkhead:

- Topography: Elevations, grading, etc.
- Soil Properties: Unit weight of soil, clay vs. sand, etc.
- Embedment/Stability: Depth of bulkhead for stability
- Water Table: Differential water levels behind and in front of walls can introduce additional loading on the wall
- Exposure: Climate, saltwater vs. fresh water
- Material Properties: Strength and performance in the marine environment
- Surcharge: Live loads behind the wall such as vehicles
- Ice Loads: As with northern climates
- Prior Maintenance
- Changes in Use



Florida shallow water commercial inlet using a combination of steel sheet piling and concrete as its land-to-water structure. Photo submitted by QuakeWrap Inc/FRP Construction.

ASCE has published a standard practice manual to provide guidance for above and below water assessment of marine structures. Note that seawall and bulkhead evaluations should be conducted by experienced, qualified personnel under the supervision of a licensed professional engineer (PE).

## METHODS OF REPAIRING STEEL SHEET PILES

The best repair technique or method for steel sheet piling should have the capability to prevent, halt, or highly resist the renewal of the corrosion cycle. Several of the repair techniques considered here can bring the bulkhead back to its original functional condition and strengthen the structure against the corrosive environment.

For the sake of space, we'll review the

top three repair methods for steel sheet piling: welding repair, repair using concrete, and new facing using FRP.

### WELDING REPAIR

Steel sheet piles with limited corrosion may be repaired by welding new steel reinforcing plates onto the structure. This repair technique is particularly applicable with steel H-piling, where severe corrosion is generally limited to a small zone near the mean water level.

Holes in steel sheet piling are not as easily repaired by welding. Local holes can be repaired by welding on plates or sections of steel sheet piling, but a number of such holes along the length of a bulkhead would make it cost prohibitive. To patch these holes, plates would have to be carried to solid steel well above and below the accelerated corrosion zones, and would have to be welded to the

heavy interlock sections. Such a repair system would be very expensive on a badly deteriorated steel sheet bulkhead.

### REPAIR WITH CONCRETE

If a deteriorated sheet pile bulkhead still has adequate strength to support applied loads below corroded sections, concrete encasement down to that section can be used to prevent further deterioration.

Depending upon the relative severity of corrosion attack on the inside and outside face, a steel piling wall concrete encasement may be extended to cover both faces. Concrete protection of both faces is expensive, mostly because of the additional excavation and material costs.

Since corrosion rates generally fall off rapidly below the active electrolytic zone — the area of the bulkhead just below the mean water line that typically is experiencing the most active corrosion

The best repair technique or method for steel sheet piling should have the capability to prevent, halt, or highly resist the renewal of the corrosion cycle. Several of the repair techniques considered here can bring the bulkhead back to its original functional condition and strengthen the structure against the corrosive environment.

— the concrete encasement technically needs to be carried down only a few feet below this area.

If abrasion or corrosion of the balance of the submerged sheet piling is unusually severe, the concrete encasement can be extended to the mudline.

#### NEW FACING USING FRP

One technique for preventing further deterioration of a steel sheet pile bulkhead is to place a new structure between the bulkhead and the seawater. A new facing resistant to the marine environment can be placed in front of the original bulkhead and inert fill inserted between the two.

If the fill material halts further seawater contact with the bulkhead — essentially by bonding tightly to the steel surface — the remaining structural integrity of the bulkhead will be maintained and further corrosion is nearly stopped.

As long as the original bulkhead system retains structural stability, the new FRP face encasements require only enough strength to retain the fill material between the bulkhead and the new facing. Therefore, a material like Fiber Reinforced Polymer, which is stronger, more corrosion resistant, lighter in weight and less expensive than steel sheet pile, is the best choice for this repair technique.

Again, the material used must be resistant to the erosive action of the waves and corrosive action of the seawater. The material used to fill in the annular space between the new FRP facing and the deteriorating bulkhead wall needs to be an inert filler capable of bonding to the face of the steel and resisting the compressive stresses imposed by static water head and wave action. It would also need to be stable in a marine environment, resistant to attack from seawater and marine organisms.

#### STRESS TEST: STEEL VS. CARBON FRP

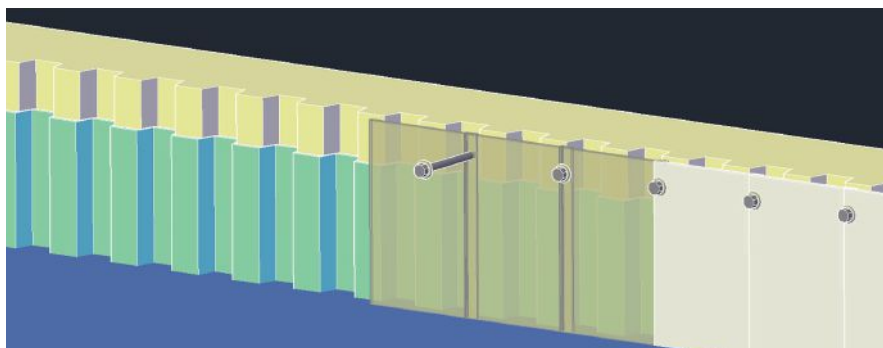
Chart illustrating the steel yield stress, in pounds per square inch or psi, would have to be 135,000 psi to equal the carbon Fiber Reinforced Polymer (FRP).

Steel Yield Stress, psi =	60,000 psi
Steel Tab Area = 0.04" x 1" =	0.04 in. <sup>2</sup>
<b>Steel, Max Force =</b>	<b>2,400 pounds</b>

Carbon FRP, TU27C, Max. Tensile Stress, psi =	135,000 psi
Carbon FRP Tab Area = 0.04" x 1" =	0.04 in. <sup>2</sup>
<b>Carbon FRP, Max Force =</b>	<b>5,400 pounds</b>



One option for repair of corroded steel sheet piles is installing new facing using corrosion-resistant materials like Fiber Reinforced Polymer or FRP. Photo submitted by QuakeWrap Inc/FRP Construction.







FRP panels are installed using stainless steel anchors and underwater epoxy grout, and can be reinforced with glass FRP rebar. Photo courtesy of QuakeWrap Inc/FRP Construction.

## CONSIDERATIONS BEFORE REPAIRS

If the bulkhead structure has deteriorated to the point where it is necessary to do major repair work, an overall review of the installation is required. It may be advisable to update the structure according to more modern design standards in the course of repair.

Future maintenance and repairs can be reduced by revising the original design to incorporate new, longer-lasting and corrosive resistant materials that were not available at the time of original construction.

Another consideration for any repair operations deployed is the necessity of carrying them out with minimal interruption of service or hampering of operations of adjacent facilities. These requirements should be taken into consideration during the repair planning stages since any special techniques such as the construction of cofferdams or removal of existing marine craft or equipment that would result in construction delays can add substantially to the cost of a repair operation.

Environmental analysis will be

required in almost every case, not only for impacts on the water quality, marine plants and animals, but the human environment near the project location. Included also is weather-induced events such as periodic floods, ice accumulation, hurricanes, effects of climate change, and so forth.

## COST ANALYSIS OF STEEL SHEET PILE REPAIR

Every project will require calculating the cost, no matter how informal the method. Here are two references from the Sources list at the end of this article that will help you to compute costs to the level of detail that you may require.

Reference 3. Includes probability analysis for the costs due to damage. Probability analysis of costs, whatever the source, is important when one is producing a detailed, formal cost analysis.

Reference 4. While reference 4 is from 1966, the mathematics that it presents do not change, and its focus on including the cost of maintenance in the lifetime of the sheet pile is important. One can

## AT A GLANCE

### ADVANTAGES OF FRP SHEET PILE REPAIR

- Designed for each project thus provides flexibility in strength and shape.
- Environmentally friendly.
- FRP sheets weigh approximately 75% less than steel sheets.
- Highly corrosion-resistant.
- Require little to no maintenance.
- May be made of NSF-61-rated materials.
- Lower material, transportation costs.
- Little to no interruption to ongoing service of bulkhead.
- Manufactured and delivered to job sites in less time.

move values from 1966 to the present with sufficient accuracy by using a 5% annual rate of inflation.

## ANALYSIS OF BULKHEAD INSTALLATION, MAINTENANCE, AND REPAIR COSTS 92

- Replacement System – Special Steel Piling for Marine Applications 112
- Replacement System – Carbon Steel Piling with Initial Protection 115
  - Coatings 115
  - Cathodic Protection 117
  - Concrete Coping 118
  - Combinations of Initial Protection Methods 119
- Replacement System – Rip-Rap Sea Walls 120
- Repair Technique 1 – Concrete Reinforcing on the Shore Side 123
- Repair Technique 2 – Concrete Replacement of Steel in the Tidal Zone 127
- Repair Technique 3 – Composite Wall with Timber, Concrete, and Steel 131
- Maintenance Technique 1 – Coating Application 134
- Maintenance Technique 2 – Grouting and Concrete Patching 137
- Guidelines for Use of Replacement, Repair, and Maintenance Systems 139

## CONCLUSIONS

When strengthening or otherwise repairing an existing structure to extend its useful lifetime, ingenuity should be applied to get the maximum benefit from the existing structure.

Leveraging the optimal use of the existing structure is particularly important

in large-scale projects, where one repair technique is chosen then applied repetitively. If the structure has many years of unaddressed deterioration, the remaining stability of a bulkhead may be due to mechanisms other than those supplied in the original design. Besides corrosion, bulkheads can suffer from abuse by tug-boats and barges.

Sheet piles and bulkheads require a regular maintenance program. Even though a sheet pile bulkhead could be considered one of a company's most important assets — simply because of its brevity and importance in receiving and shipping products — most companies do not have a budget for maintenance, and only designate funds when there is a serious problem.

A maintenance program for bulkheads should be established and followed for this most important company asset. A detailed examination of existing construction should be included before any repair application is deployed, and the existing structure should not be disturbed until it has been thoroughly checked for long-term stability. Such a detailed check is necessary before any corrective repair can be designed. ■

**Sources:**

*University of Florida Transportation Institute, Engineering School of Sustainable Infrastructure & Environment (ESSIE). <https://www.essie.ufl.edu/~slinn/Structures/14%20Design%20of%20Sheet-Pile%20Walls%20&%20Bulkheads.pdf>*

*UFC 4-150-07. UNIFIED FACILITIES CRITERIA (UFC). MAINTENANCE AND OPERATION: MAINTENANCE OF WATERFRONT FACILITIES. PP187-208. <https://www.wbdg.org/ffc/dod/unified-facilities-criteria-ufc/ufc-4-150-07>*

*A Comparative Cost Analysis of Ten Shore Protection Approaches at Three Sites Under Two Sea Level Rise Scenarios. <https://www.hrnr.org/doc?doc=240577263>*

*COST EFFECTIVENESS IN SHEET-STEEL BULKHEAD REPLACEMENT, MAINTENANCE AND REPAIR. <https://apps.dtic.mil/dtic/tr/fulltext/u2/647228.pdf>*

*NASSPA Best Practices Sheet Piling Installation Guide. <https://s3.amazonaws.com/isheetpile/downloads/NASSPAinstallationguide.pdf>*

*Maintenance and repair of sheet pile structures. <https://erdc-library.erdcdren.mil/xmlui/handle/11681/4427>*


*Pier repair and rehabilitation. <https://csengineermag.com/article/pier-repair-and-rehabilitation/>*

*To Repair or Replace a Bulkhead: that is the question. Marina Dock Age, April 2004, pp 22-24. [http://www.coastalsystemsint.com/pdf/Media/Bulkhead\\_Converted.pdf](http://www.coastalsystemsint.com/pdf/Media/Bulkhead_Converted.pdf)*

*A Case History of Design and Construction of Corrosion Protection System for Steel Sheet Pile Wall. [https://www.researchgate.net/publication/269057076\\_A\\_Case\\_History\\_of\\_Design\\_and\\_Construction\\_of\\_Corrosion\\_Protection\\_System\\_for\\_Steel\\_Sheet\\_Pile\\_Wall](https://www.researchgate.net/publication/269057076_A_Case_History_of_Design_and_Construction_of_Corrosion_Protection_System_for_Steel_Sheet_Pile_Wall) Ming Zhu, Ph.D., P.E., M.ASCE; Fan Zhu, A.M.ASCE; Chris Conkle, P.E., M.ASCE; and John F. Beech, Ph.D., P.E., M.ASCE*

*History of Sheet Piling, [https://en.wikipedia.org/wiki/Larssen\\_sheet\\_piling](https://en.wikipedia.org/wiki/Larssen_sheet_piling)*

## The authority in port repair and strengthening.



**[PileMedic.com/sample\\_projects.html](http://PileMedic.com/sample_projects.html)**

**PileMedic® marine pile repair system and SPiRe® sheet pile repair are patent-protected applications using FRP by Prof. Mo Ehsani and QuakeWrap Inc. Contact a technician today at [PileMedic.com/contact](http://PileMedic.com/contact)**